

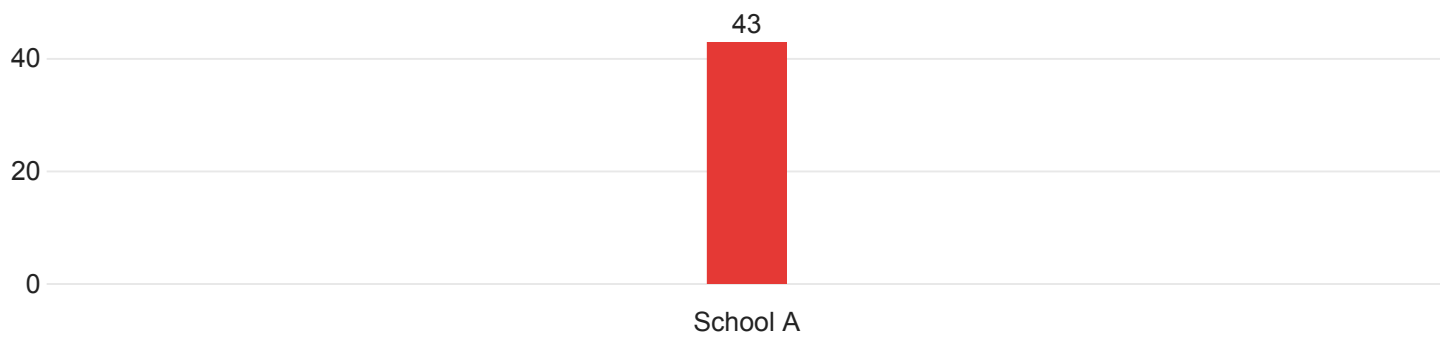
Georgia School Climate Survey

ES Report for

District A - School A

Q3 - Please select your school:

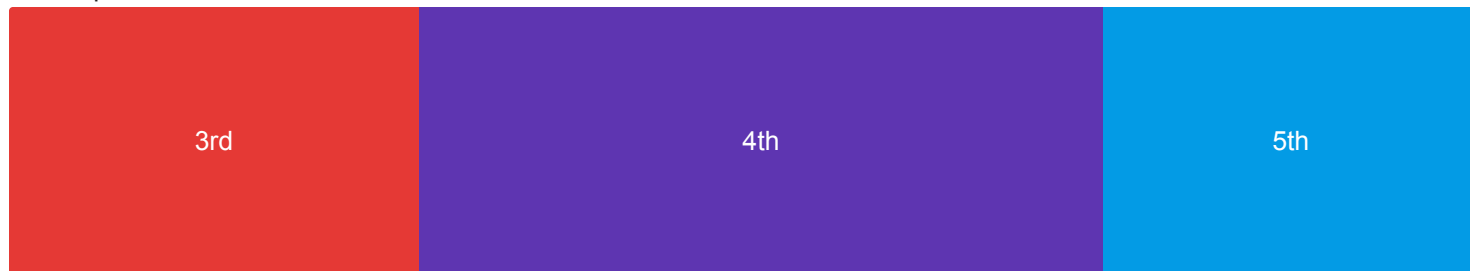
43 Responses



Demographics

Grade

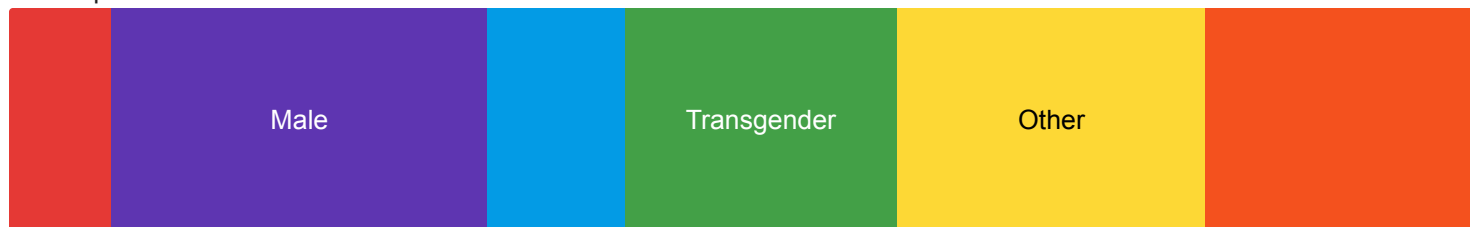
43 Responses



● 3rd [28%, 12] ● 4th [47%, 20] ● 5th [26%, 11]

What is your gender identity?

43 Responses



● Female [7%, 3] ● Male [26%, 11] ● Non-binary [9%, 4] ● Transgender [19%, 8] ● Other [21%, 9]
 ● I prefer not to answer [19%, 8]

Other Responses

Other - Text

Ante erat! Montes massa neque. Eu. Tempor, iaculis luctus non. Posuere, tempora dolor.

Commodo. Scelerisque ullamcorper a consectetur? Porttitor venenatis urna ut massa scelerisque rhoncus dui potenti risus.

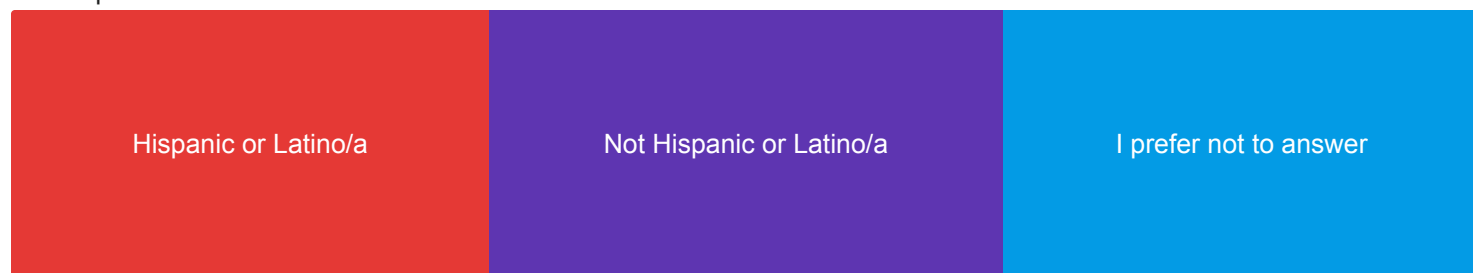
Dui eros non volutpat eget eros dui tellus lectus culpa blandit? Nunc dui elit viverra.

Duis potenti ipsum bibendum. Dolorem justo morbi. Curabitur curabitur facilisis.

Enim nunc aliquet id nullam dignissim mi molestie lorem scelerisque elementum posuere felis.

What is your ethnicity?

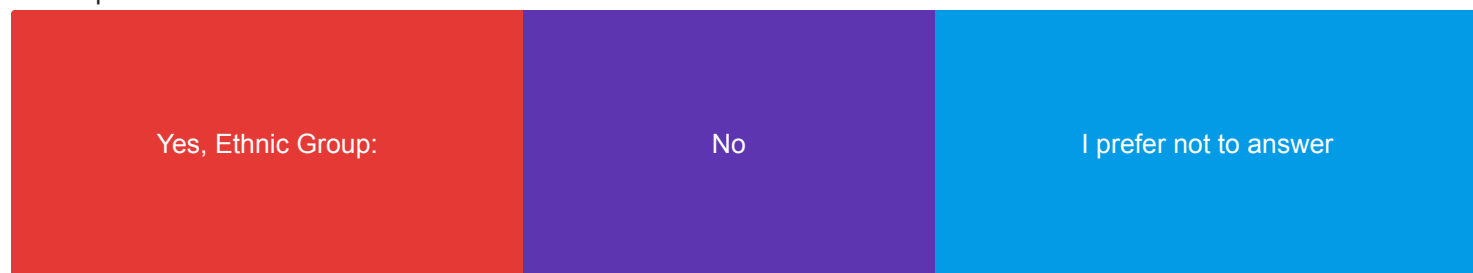
43 Responses



● Hispanic or Latino/a [33%, 14] ● Not Hispanic or Latino/a [35%, 15] ● I prefer not to answer [33%, 14]

Beyond that, is there another ethnic group with which you identify?

43 Responses



● Yes, Ethnic Group: [35%] ● No [28%] ● I prefer not to answer [37%]

Other Responses



What is your race?

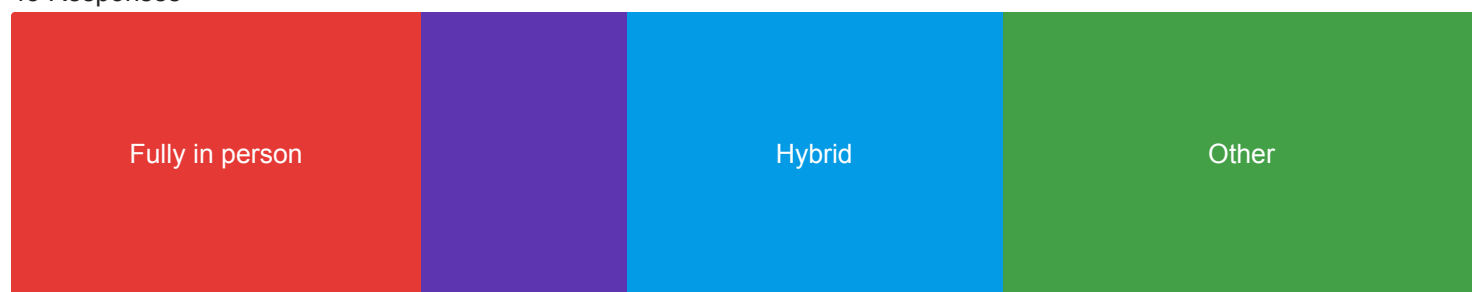
43 Responses



- American Indian or Alaskan Native [19%, 34]
- Asian [16%, 28]
- Black or African American [15%, 27]
- Native Hawaiian or Pacific Islander [17%, 30]
- White [17%, 30]
- I prefer not to answer [16%, 29]

Q9 - What mode of learning are you currently using? - Selected Choice

43 Responses



- Fully in person [28%, 12]
- Fully remote/online [14%, 6]
- Hybrid [26%, 11]
- Other [33%, 14]

Q10 - Where do you complete most of your learning activities? - Selected Choice

43 Responses



- School building [21%, 9]
- Home [21%, 9]
- Other (e.g., library, community center, friend or family member's home) [35%, 15]
- Equally from home and school [23%, 10]

Other Responses


Other (e.g., library, community center, friend or family member's home) - Text

Dignissim. Tempora amet faucibus turpis? Phasellus ridiculus leo accusamus tempus.

Etiam nullam aliquam proin potenti molestie proin. Vivamus risus? Egestas in mi malesuada amet.

Q11 - My teachers give clear rules and expectations for health and safety

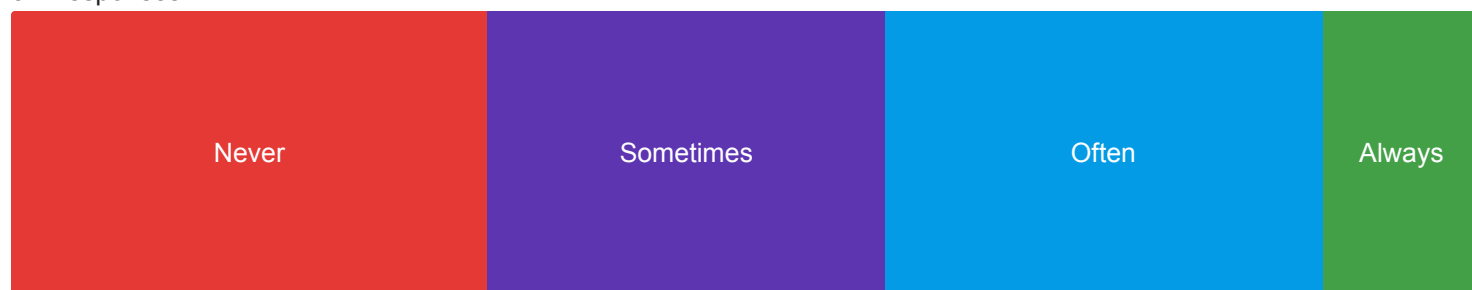
37 Responses



● Never [24%, 9] ● Sometimes [24%, 9] ● Often [30%, 11] ● Always [22%, 8]

Q12 - Students in my school follow the health and safety rules

37 Responses



● Never [32%, 12] ● Sometimes [27%, 10] ● Often [30%, 11] ● Always [11%, 4]

Q13 - How much time do you spend engaged in virtual/remote learning classroom per day?

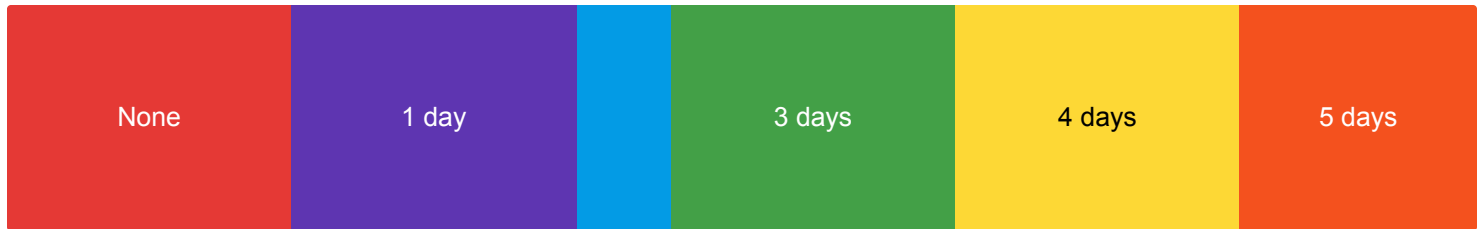
31 Responses



● Less than two hours a day [23%, 7] ● 2-4 hours a day [23%, 7] ● 4-6 hours a day [39%, 12]
● More than 6 hours a day [16%, 5]

Q14 - How many days a week do you spend engaged in virtual/remote learning classroom


31 Responses



● None [19%, 6] ● 1 day [19%, 6] ● 2 days [6%, 2] ● 3 days [19%, 6] ● 4 days [19%, 6] ● 5 days [16%, 5]

Q15 - How much do you feel like you are able to participate in your virtual/remote learning classroom?

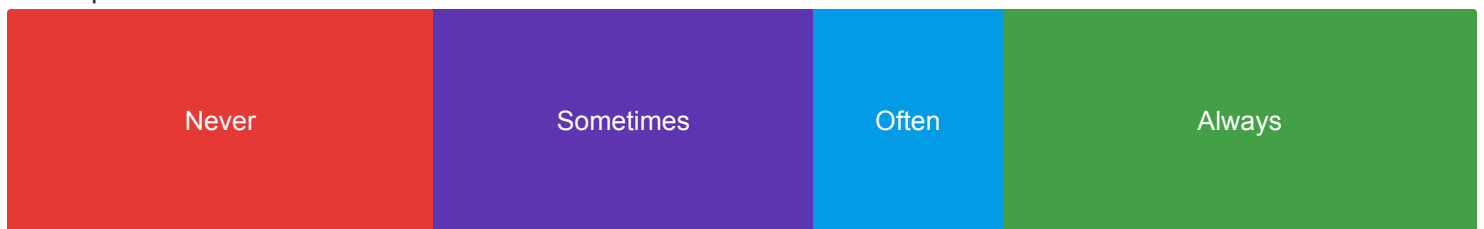
31 Responses



● Never [23%, 7] ● Sometimes [32%, 10] ● Often [23%, 7] ● Always [23%, 7]

Q16 - How often do you interact with/see/talk to your classmates outside the classroom?


31 Responses



● Never [29%, 9] ● Sometimes [26%, 8] ● Often [13%, 4] ● Always [32%, 10]

Q17 - How often do you interact with/see/talk to your classmates during scheduled learning times?

31 Responses

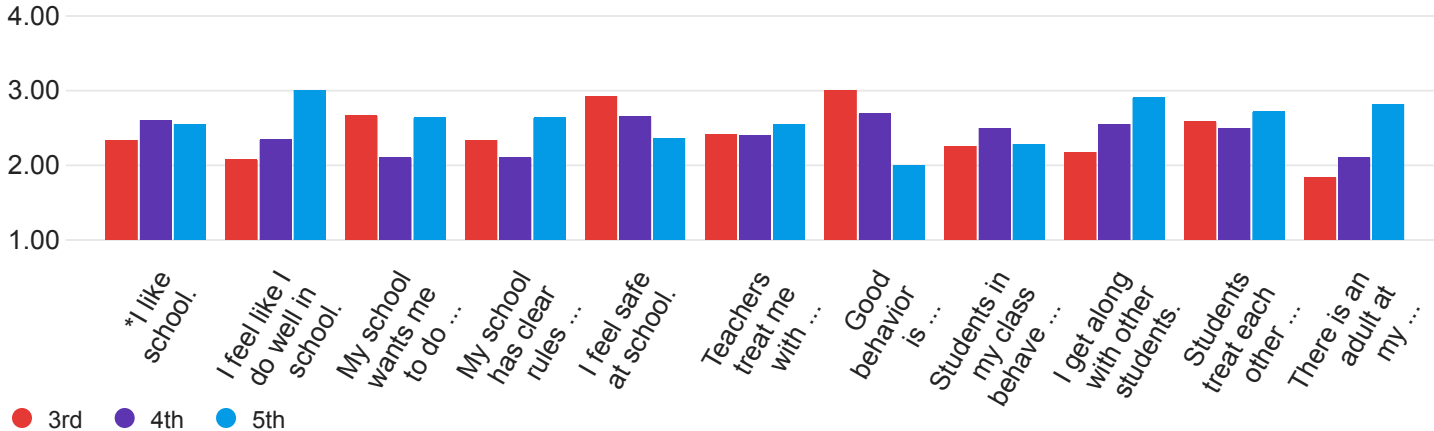


● Never [26%, 8] ● Sometimes [29%, 9] ● Often [29%, 9] ● Always [16%, 5]

Item Breakout Reports

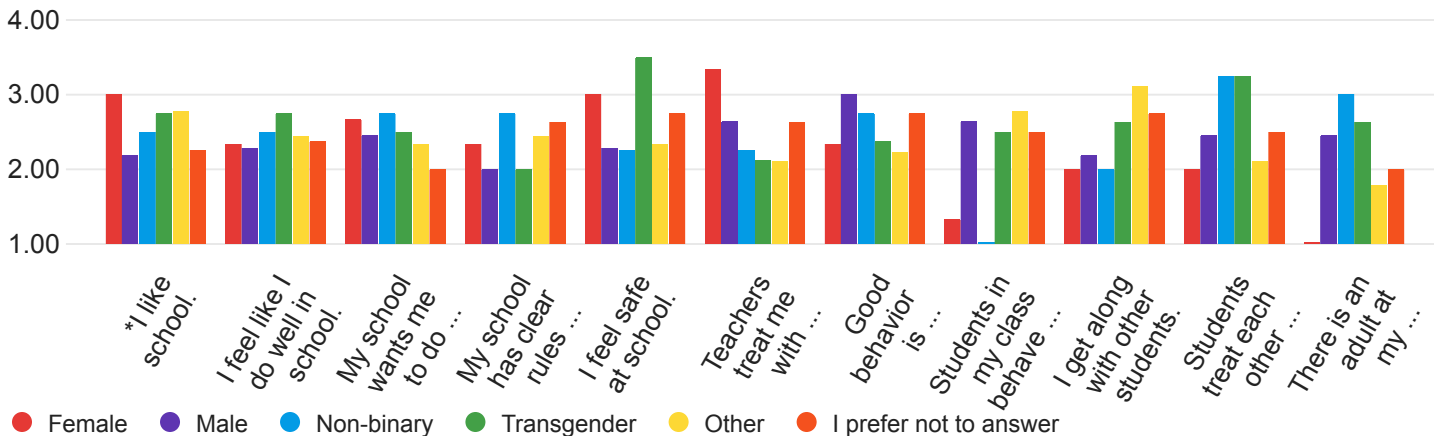
Grade

43 Responses



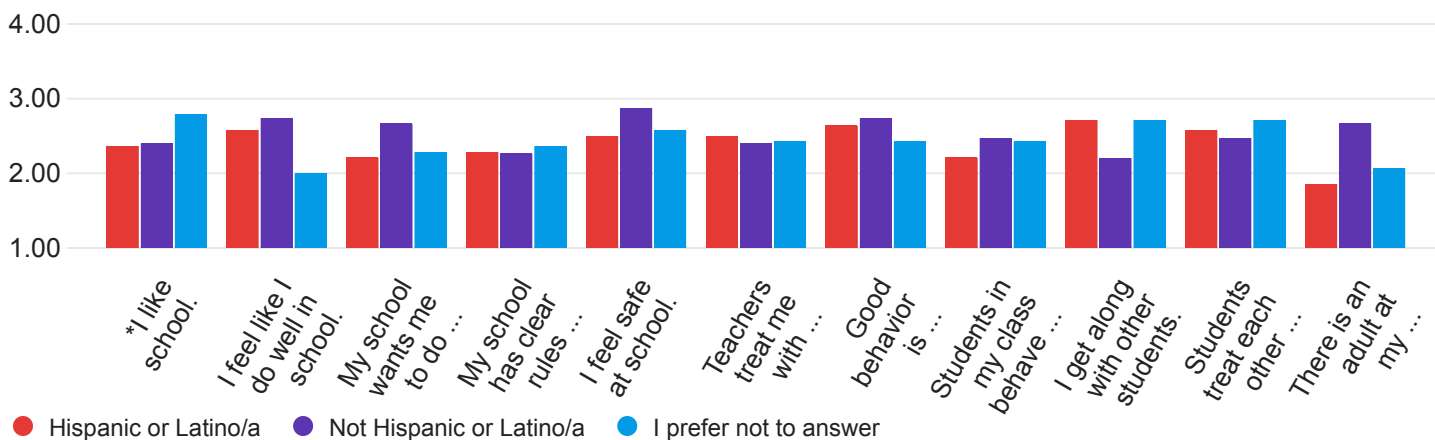
Gender Identity

43 Responses



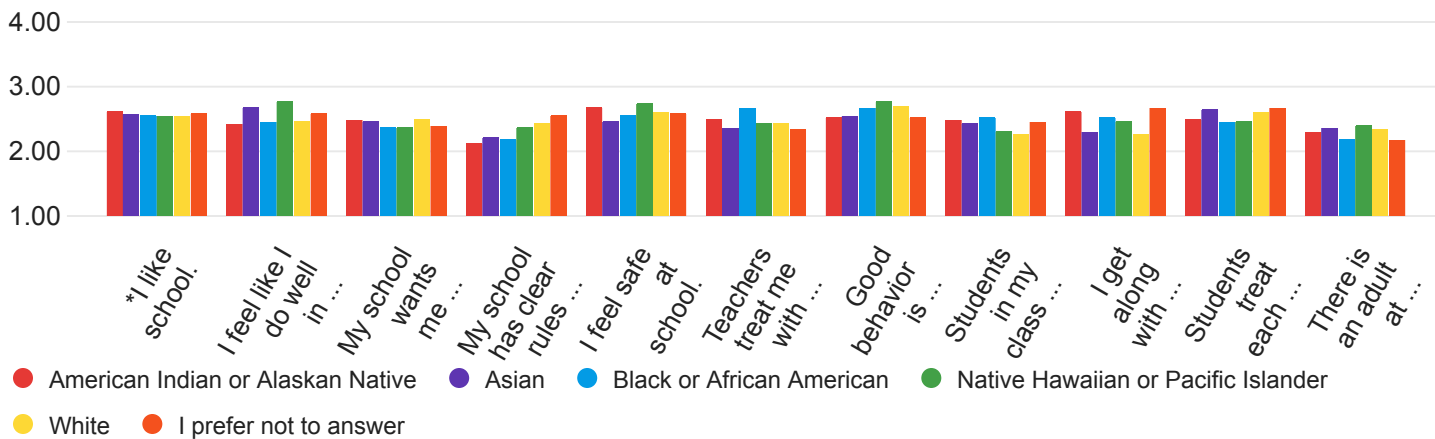
Ethnicity

43 Responses



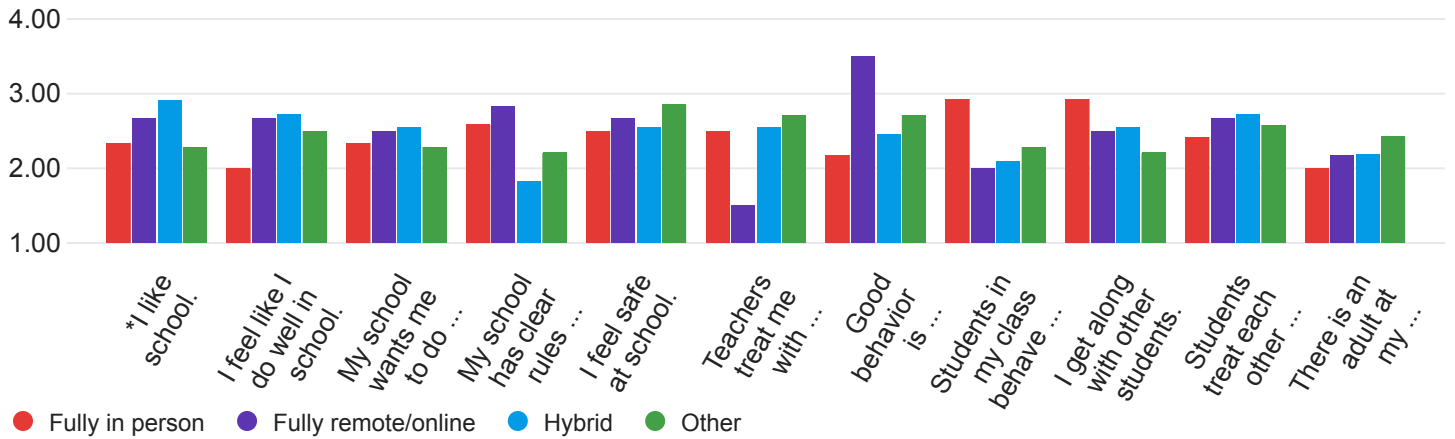
Race

43 Responses



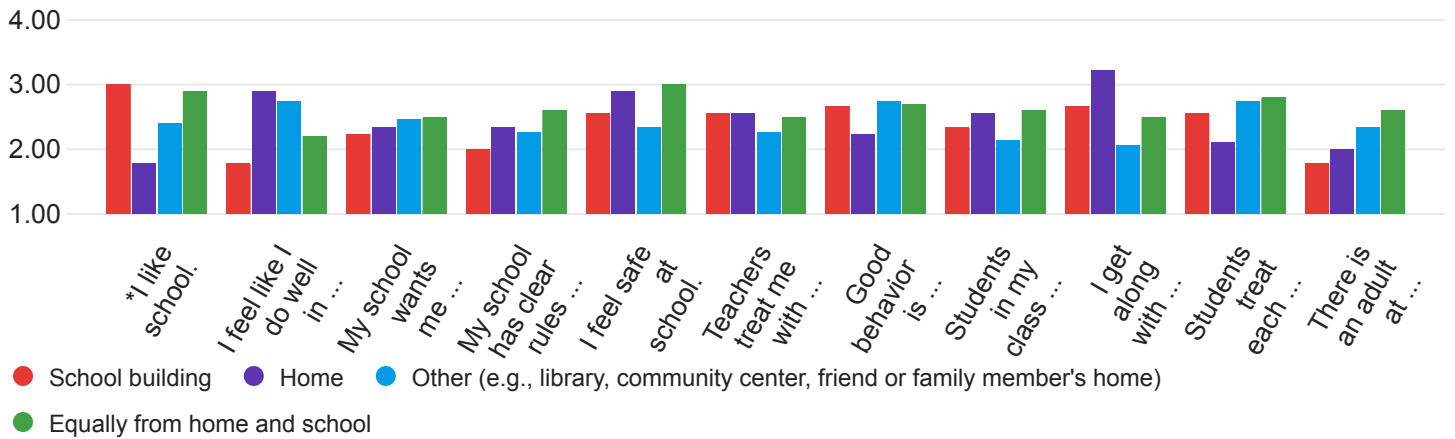
School Modality

43 Responses



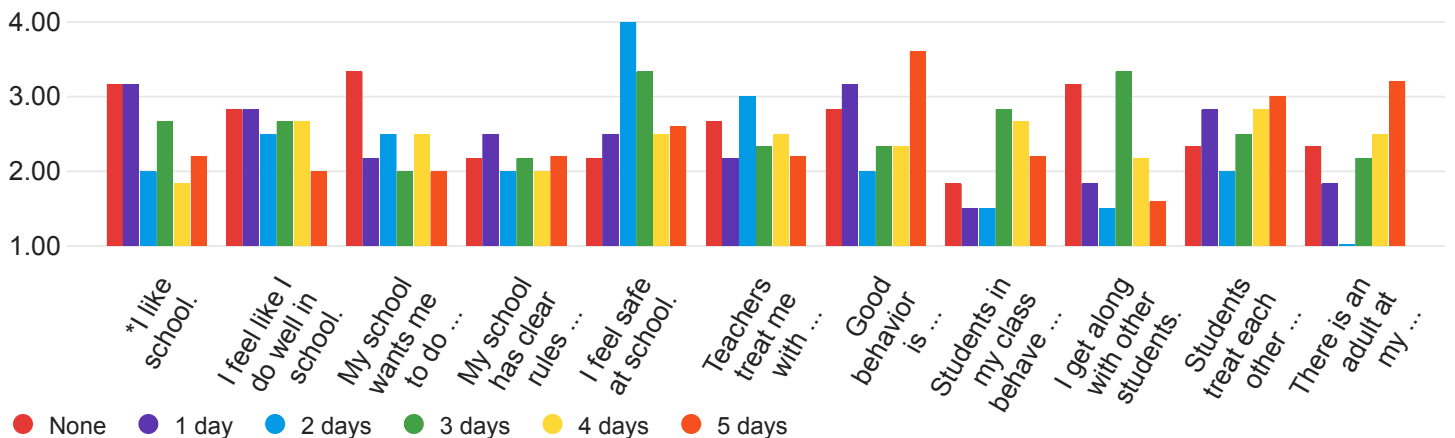
Learning Location

43 Responses



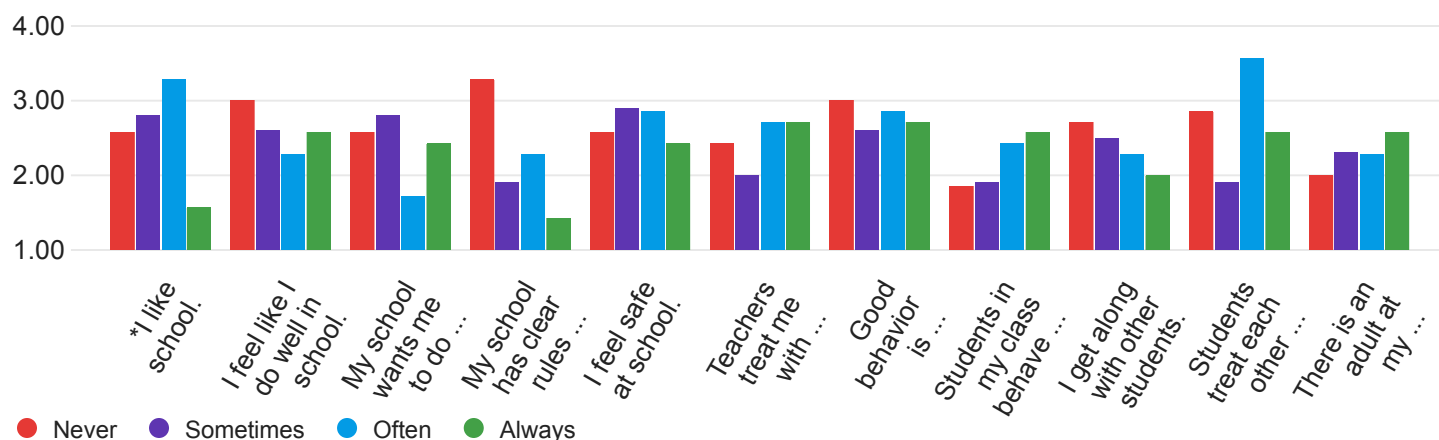
Days Engaged in Virtual/Remote

31 Responses



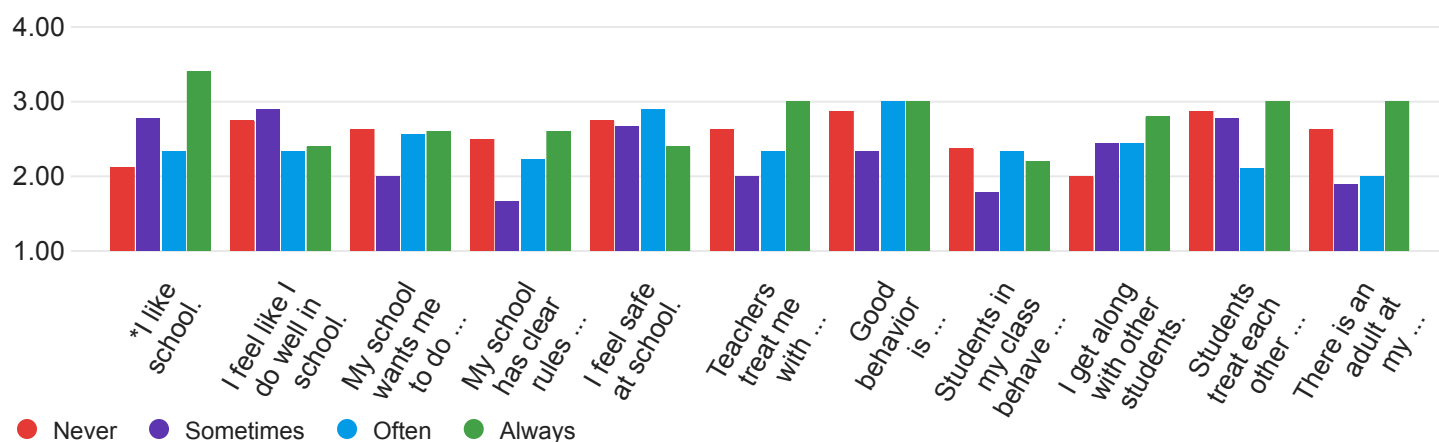
Participation in Virtual/Remote Learning

31 Responses



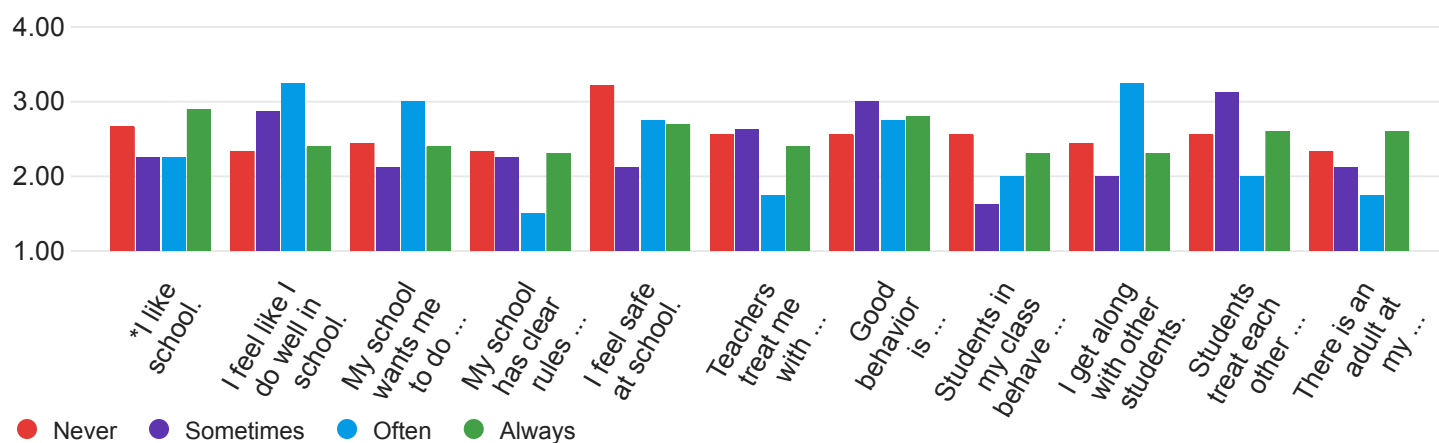
Interact with peers during learning times

31 Responses



Interact with peers outside of learning times

31 Responses



Overall Subscale Summary

Overall School Climate

Field	Min	Max	Mean	Responses
Overall School Climate	1.73	3.18	2.46	43
